



# 7 Drawer

**NEW MODEL**

## Mobile Tool Trolley

PRO-PLUS SERIES GRAY

ITEM NO.	SIZE(W)x(D)x(H)mm
TCAL0703	Overall: 746x462x805 Overall w/caster: 746x462x978 5 Drawer: 578x378x75 2 Drawer: 578x378x155

PRO-PLUS SERIES GREEN



Trolley Part No.  
TCAL0701

PRO-PLUS SERIES RED



Trolley Part No.  
TCAL0702

PRO-PLUS SERIES BLUE



Trolley Part No.  
TCAL0704

# 7 DRAWER TOOL TROLLEY

PRO-PLUS SERIES

### PRO-PLUS SERIES TOOL TROLLEY

- 5 Medium & 2 Large Drawers with Side Locking System
- Smooth Ball Bearing Slide Drawers with Auto-Return Function
- 100% Fully Opening and Retractable Drawers
- Safety Lock Allows Only One Drawer is Opened At A Time (Preventing The Cabinet to Tip Over)
- Loading Capacity Per Drawer 45 kg
- Static Load Capacity 680 kg
- Rounded Edge & Recessed-Frame Sidewall Body Construction
- New Style Composite Drawer Handle
- Large Arc-Shaped Side Handle
- Smart Foldable Key
- 10mm EVA Material Top Mat
- Heavy Duty 5"x2" Anti-Slip & Shockproof TPR Casters with Lock (2 Fixed Casters and 2 Swivel Casters with Lock)
- Electro-Power Coating to Resist Scratches and Solvent Markings
- Supplied with Drawer Liners and One Spray Can Holder

KG 680 kg



## Professional

Sturdy Back Wall Design W/Original Manufacturer Logo Engraving Marking

Rounded Edge & Recessed-Frame Sidewall Body Construction

Heavy Duty 5"x2" Anti-Slip & Shockproof TPR Casters with Lock

Compatible with All TOPTUL Drawer Insert Tool Sets

Side Locking System W/Smart Foldable Key

Large Arc-Shaped Side Handle

**PRO-PLUS SERIES**

**8-Drawer Mobile Tool Trolley**

**PRO-PLUS SERIES GRAY**

- 7 Medium & 1 Large Drawers with Side Locking System
- Smooth Ball Bearing Slide Drawers with Auto-Return Function
- 100% Fully Opening and Retractable Drawers
- Safety Internal Drawer Locking System (Prevent Drawers from Opening When in Motion)
- Loading Capacity Per Drawer 45 kg
- Static Load Capacity 680 kg
- Rounded Edge & Recessed-Frame Sidewall Body Construction
- New Style Composite Drawer Handle
- Large Arc-Shaped Side Handle
- Smart Foldable Key
- 10mm EVA Material Top Mat
- Heavy Duty 5"x2" Anti-Slip & Shockproof TPR Casters with Lock (2 Fixed Casters and 2 Swivel Casters with Lock)
- Electro-Power Coating to Resist Scratches and Solvent Markings
- Supplied with Drawer Liners

ITEM NO.	SIZE(W)x(D)x(H)mm
TCBG0803	Overall: 746x462x805 Overall w/caster: 746x462x978 7 Drawer: 578x378x75 1 Drawer: 578x378x155



• Shelf is hinged to bracket to become Work-Table



• T-Handle Wrench Holder Design fits the Hole System, directly hanging on the sidewall of trolley without screws



• Install a Paper Roll Holder, easy to unroll the papers between pulls



• Bottle Holder Design also fits the Hole System, directly hanging on the sidewall of trolley without screws. For storing, cleaning products, sprays and etc.

**FOR PRO-PLUS SERIES & NEW PRO-LINE SERIES ONLY**

**Folding Shelf**



ITEM NO.	SIZE(W)x(D)x(H)mm
TAAE4034	400x340x174

**Paper Roll Holder**



ITEM NO.	SIZE(W)x(D)x(H)mm
TEAL3701	374x238x100

**Can Holder**



ITEM NO.	SIZE(W)x(D)x(H)mm
TEAI3401	340x90x90

**T-Handle Wrench Holder (2 In One Set)**



ITEM NO.	SIZE(W)x(D)x(H)mm
TEAM0701	70x100x60

**4-Drawer Tool Chest**

**PRO-PLUS SERIES GRAY**

- 4 Medium Drawers with Side Locking System
- Smooth Ball Bearing Slide Drawers with Auto-Return Function
- 100% Fully Opening and Retractable Drawers
- Safety Internal Drawer Locking System (Prevent Drawers from Opening When in Motion)
- Loading Capacity Per Drawer 45 kg
- Static Load Capacity 680 kg
- Rounded Edge & Recessed-Frame Sidewall Body Construction
- New Style Composite Drawer Handle
- Smart Foldable Key
- 10mm EVA Material Top Mat
- Electro-Power Coating to Resist Scratches and Solvent Markings
- Supplied with Drawer Liners

ITEM NO.	SIZE(W)x(D)x(H)mm
TBAJ0403	Overall: 746x462x425 4 Drawer: 578x378x75



• Rounded Edge & Recessed-Frame Sidewall Body Construction



• Smooth Ball Bearing Slides W/Safety Internal Drawer Locking System



• Side Locking System W/Smart Foldable Key



• Compatible with All TOPTUL Drawer Insert Tool Sets

**Mobile Workbench**

**PRO-PLUS SERIES GRAY**

- 5 Medium & 2 Large Drawers with Side Locking System
- Smooth Ball Bearing Slide Drawers with Auto-Return Function
- 100% Fully Opening and Retractable Drawers
- Safety Lock Allows Only One Drawer is Opened At A Time (Preventing The Cabinet to Tip Over)
- Loading Capacity Per Drawer 45 kg
- Static Load Capacity 680 kg
- Rounded Edge & Recessed-Frame Sidewall Body Construction
- Open Compartment for Storing Bulky Items and Large Trays
- New Style Composite Drawer Handle
- Smart Foldable Key
- 12mm Heavy Duty Rigid Working Table
- Heavy Duty 5"x2" Anti-Slip & Shockproof TPR Casters with Lock (2 Fixed Casters and 2 Swivel Casters with Lock)
- Electro-Power Coating to Resist Scratches and Solvent Markings
- Supplied with Drawer Liners

ITEM NO.	SIZE(W)x(D)x(H)mm
TCBH0703	Overall: 1122x462x805 Overall w/caster: 1122x462x978 5 Drawer: 578x378x75 2 Drawer: 578x378x155



**NEW PRO-LINE SERIES**

- NEW PRO-LINE SERIES TOOL TROLLEY**
- 5 Medium & 2 Large Drawers with Central Locking System
  - Smooth Ball Bearing Slide Drawers with Auto-Return Function (fully 100% retractable drawers)
  - Safety Lock Allows Only One Drawer is Opened At A Time (Preventing The Cabinet to Tip Over)
  - Loading Capacity Per Drawer 45 kg
  - Static Load Capacity 680 kg
  - Rounded Edge & Recessed-Frame Sidewall Body Construction
  - Strong Side Handle
  - New Style Composite Drawer Handle
  - Smart Foldable Key
  - 12mm PVC Material Top Mat
  - Electro-Power Coating to Resist Scratches & Solvent Markings
  - Heavy Duty 5"x2" Anti-Slip & Shockproof TPR Casters with Lock (2 Fixed Casters & 2 Swivel Casters with Lock)
  - Supplied with Drawer Liners and One Spray Can Holder

**7-Drawer Mobile Tool Trolley (Jumbo Model) - NEW**  
**NEW PRO-LINE SERIES GRAY**



**ITEM NO.** SIZE(W)x(D)x(H)mm  
**TCBK0703** Overall: 930x459x831  
 Overall w/caster: 930x459x1004  
 5 Drawer: 773x377x75  
 2 Drawer: 773x377x154



• Smart Foldable Key



• 12mm PVC Material Top Mat



• Bottle Holder Design also fits the Hole System, directly hanging on the sidewall of trolley without screws. For storing, cleaning products, sprays and etc.



• Rounded Edge & Recessed-Frame Sidewall Body Construction



• Heavy Duty 5"x2" Anti-Slip & Shockproof TPR Casters with Lock

**NEW PRO-LINE SERIES**

- NEW PRO-LINE SERIES TOOL TROLLEY**
- 5 Medium & 2 Large Drawers with Central Locking System
  - High Performance ABS Material Top Work Table
  - Smooth Ball Bearing Slide Drawers with Auto-Return Function (full 100% retractable drawers)
  - Solid Body & Rounded Edge Trolley Construction
  - Sturdy Recessed-Frame Sidewall Construction (stronger than the standard flat sidewall construction)
  - Only One Drawer is Opened At a Time
  - Loading Capacity Per Drawer 45 kg
  - Static Load Capacity 680 kg
  - Strong Side Handle
  - Smart Foldable Key
  - New Style Plastic Drawer Handle
  - Electro-Power Coating to Resist Scratches & Solvent Markings
  - Heavy Duty 5"x2" Anti-Slip & Shockproof TPR Casters With Lock (2 Fixed Casters & 2 Swivel Casters with Lock)

**7-Drawer Mobile Tool Trolley**  
**NEW PRO-LINE SERIES RED**



**ITEM NO.** SIZE(W)x(D)x(H)mm  
**TCAE0702** Overall: 733x459x836  
 Overall w/caster: 733x459x1010  
 5 Drawer: 578x378x75  
 2 Drawer: 578x378x155

**3-Drawer Middle Tool Chest**  
**NEW PRO-LINE SERIES RED**



**ITEM NO.** SIZE(W)x(D)x(H)mm  
**TBAF0302** Overall: 733x459x385  
 3 Drawer: 578x378x75



**PRO-LINE SERIES**

- 7-DRAWER PRO-LINE SERIES TOOL TROLLEY**
- 5 Medium & 2 Large Drawers
  - High-Performance ABS Material Top Work Table
  - Smooth Ball Bearing Slide Drawers with Auto-Return Function (full 100% retractable drawers)
  - Only one drawer is opened at a time
  - Loading Capacity Per Drawer 45 kg
  - Static Load Capacity 680 kg
  - Smart Foldable Key
  - New-Style Plastic Drawer Handle
  - Electro-Power Coating to Resist Scratches & Solvent Markings
  - Heavy Duty 5"x2" Anti-Slip & Shockproof TPR Casters With Lock (2 Fixed Casters & 2 Swivel Casters with Lock)



• Smart Foldable Key



• New-Style Plastic Drawer Handle



• Heavy Duty 5"x2" Anti-Slip & Shockproof TPR Casters with Lock

**3-Drawer Middle Tool Chest**  
**PRO-LINE SERIES GREEN**



**ITEM NO.** SIZE(W)x(D)x(H)mm  
**TBAD0301** Overall: 687x459x360  
 3 Drawer: 578x378x75

**3-Drawer Middle Tool Chest**  
**PRO-LINE SERIES RED**



**ITEM NO.** SIZE(W)x(D)x(H)mm  
**TBAD0302** Overall: 687x459x360  
 3 Drawer: 578x378x75

**7-Drawer Mobile Tool Trolley**  
**PRO-LINE SERIES GREEN**



**ITEM NO.** SIZE(W)x(D)x(H)mm  
**TCAC0701** Overall: 687x459x857  
 Overall w/caster: 687x459x1015  
 5 Drawer: 578x378x75  
 2 Drawer: 578x378x155

**7-Drawer Mobile Tool Trolley**  
**PRO-LINE SERIES RED**



**ITEM NO.** SIZE(W)x(D)x(H)mm  
**TCAC0702** Overall: 687x459x857  
 Overall w/caster: 687x459x1015  
 5 Drawer: 578x378x75  
 2 Drawer: 578x378x155

**GENERAL SERIES**

**GENERAL SERIES TOOL TROLLEY**

- 5 Medium & 2 Large Drawers
- Smooth Ball Bearing Slide Drawers with Auto-Return Function (full 100% retractable drawers)
- Loading Capacity Per Drawer 45 kg
- Static Load Capacity 480 kg
- Supplied with Drawer Liners and One Spray Can Holder
- 10mm EVA Material Top Mat
- Electro-Power Coating to Resist Scratches & Solvent Markings
- Standard 5"x2" PP Casters With Lock (2 Fixed Casters & 2 Swivel Casters with Lock)

**3-Drawer Middle Tool Chest**

GENERAL SERIES **RED**



**ITEM NO.** SIZE(W)x(D)x(H)mm  
**TBAA0305** Overall: 687x459x360  
 3 Drawer: 578x378x75

**7-Drawer Mobile Tool Trolley**

GENERAL SERIES **RED**



**ITEM NO.** SIZE(W)x(D)x(H)mm  
**TCAA0702** Overall: 687x459x857  
 Overall w/caster: 687x459x1015  
 5 Drawer: 578x378x75  
 2 Drawer: 578x378x155

**7-Drawer Mobile Tool Trolley**

ECONOMIC SERIES **ORANGE**



**ITEM NO.** SIZE(W)x(D)x(H)mm  
**TCAJ0705** Overall: 681x459x823  
 Overall w/caster: 681x459x963  
 5 Drawer: 580x377x75  
 2 Drawer: 580x377x154

**ITEM NO.** SIZE(W)x(D)x(H)mm  
**TBAA0304** Overall: 687x459x360  
 3 Drawer: 578x378x75

**7-Drawer Mobile Tool Trolley**

GENERAL SERIES **GREEN**



**ITEM NO.** SIZE(W)x(D)x(H)mm  
**TCAA0701** Overall: 687x459x857  
 Overall w/caster: 687x459x1015  
 5 Drawer: 578x378x75  
 2 Drawer: 578x378x155

**ECONOMIC SERIES**

**ECONOMIC SERIES TOOL TROLLEY**

- 5 Medium & 2 Large Drawers
- Smooth Ball Bearing Slide Drawers
- 100% Fully Opening and Retractable Drawers
- Loading Capacity Per Drawer 30 kg
- Static Load Capacity 200 kg
- 9mm EVA Material Top Mat
- Electro-Power Coating to Resist Scratches & Solvent Markings
- Standard 5"x1-1/4" PP Casters with Lock (2 Fixed Casters & 2 Swivel Casters with Lock)
- Supplied with Drawer Liners

**7-Drawer Mobile Tool Trolley**

**BACK PANEL SERIES**

FOR PRO-LINE & GENERAL TROLLEY SERIES ONLY

**Back Panel - GREEN**



• Per back panel includes 10 pcs single hook - 2"(L)

**ITEM NO.** SIZE(W)x(H)mm  
**TEAS6501** 645x500

**Back Panel - RED**



• Per back panel includes 10 pcs single hook - 2"(L)

**ITEM NO.** SIZE(W)x(H)mm  
**TEAS6502** 645x500

**Back Panel**

- Adjustable Back Panel
- To install the back panel on the top of trolley for hanging the tools
- Per back panel includes 10 pcs single hook - 2"(L)



**Single Hook (For Wall Cabinet & Panel)**



ITEM NO.	SIZE(inch)	📦
TEAA0202	2	20
TEAA0303	3	20
TEAA0404	4	20

**Double Hook (For Wall Cabinet & Panel)**



ITEM NO.	SIZE(inch)	📦
TEAB0202	2	20
TEAB0303	3	20
TEAB0404	4	20

**U-Hook (For Wall Cabinet & Panel)**



ITEM NO.	SIZE(inch)	📦
TEAC0103	3	20

**Magnetic Nameplate**



• Attach the magnetic nameplate onto the cabinets or trolleys. The nameplate can be used to indicate the contents of tools inside each drawer or the owner of the equipment.

ITEM NO.	SIZE(W)x(H)mm	📦
TEAT0805	80x50	30

**SIDE CABINET SERIES** FOR PRO-LINE & GENERAL 7-DRAWER TROLLEY SERIES ONLY

**TOPTUL Side Cabinet Series**

- 10mm Top Mat
- Easy to attach to mobile tool trolley
- Electro-Power coating to resist scratches & solvent markings



7-Drawer Side Cabinet



7-Drawer Side Cabinet - GREEN

7-Drawer Side Cabinet - RED



- Per cabinet includes 3 component trays

ITEM NO.	SIZE(W)x(D)x(H)mm
TBAI0701	Overall: 395x460x860 5 Drawer: 290x400x75 2 Drawer: 290x400x155

- Per cabinet includes 3 component trays

ITEM NO.	SIZE(W)x(D)x(H)mm
TBAI0702	Overall: 395x460x860 5 Drawer: 290x400x75 2 Drawer: 290x400x155

Component Tray



ITEM NO.	SIZE(W)x(D)x(H)mm
PAF063926	263x392x40



- Component tray for storing screws, bolts, nuts and various kinds of small parts (Per cabinet includes 3 component trays)

Side Cabinet - GREEN

Side Cabinet - RED



- 2 layer adjustable cabinet for large tool storage room

ITEM NO.	SIZE(W)x(D)x(H)mm
TBAG0101	390x460x860

ITEM NO.	SIZE(W)x(D)x(H)mm
TBAG0102	390x460x860

Side Cabinet - GREEN



Hanging Panel



Can Holder

- Per cabinet includes 30 pcs of hooks (5 pcs for each type of hook)

ITEM NO.	SIZE(W)x(D)x(H)mm
TBAH0101	325x460x860

Side Cabinet - RED



- Hooks for hanging various tools such as screwdrivers, spanners, pliers, ratchet handles and etc.

ITEM NO.	SIZE(W)x(D)x(H)mm
TBAH0102	325x460x860




Includes six types of hooks

327 **Tool Storage & Display**  
**ACCESSORIES**

FOR PRO-LINE & GENERAL TROLLEY SERIES ONLY

TOPTUL tool trolley system offers an assortment of accessories. Easy to install the various drawer divider, holders or shelves in the tool chests or trollies in order to satisfy different user's needs.



**Magnetic Tool Rack**

- Made of durable SPCC steel plate
- 4 powerful magnets, lifting capacity up to 5 kg
- Special design to hold air impact wrench, wheel nut socket, torque wrench and ratchet handle
- Keep the rack with tools attached to tool chest, trolley and etc.
- Ideal for use in mechanic workshops



ITEM NO.	SIZE(W)x(D)x(H)mm
TEAY1201	115x100x392


**Magnetic Foldable T-Handle Wrench Holder** \*

- Strong magnet T-Handle holder for attaching to tool trolley or can be mounted on wall
- Flat fold design for easy storage



ITEM NO.	SIZE(W)x(D)x(H)mm
TEAM1304	125x130x125

**Steel Drawer Divider For Tool Chest / Trolley**



- Applicable to Drawer Size (W)578x(D)378x(H)75 mm
- | ITEM NO. | SIZE(W)x(H)mm                 |
|----------|-------------------------------|
| TEAG0901 | TEAF5762 Divider Size: 578x50 |
|          | TEAF3758 Divider Size: 370x50 |
|          | TEAF1950 Divider Size: 193x50 |

**Paper Roll Holder**




ITEM NO.	SIZE(W)x(D)x(H)mm
TEAL3703 (Green)	375x220x100
TEAL3704 (Red)	

**Can Holder**



ITEM NO.	SIZE(W)x(D)x(H)mm
TEAI430103 (Green)	430x100x90
TEAI430101 (Red)	

**Folding Shelf**



ITEM NO.	SIZE(W)x(D)x(H)mm
TAAE444501 (Green)	440x445x175
TAAE444502 (Red)	

**T-Handle Wrench Holder**



ITEM NO.	SIZE(W)x(D)x(H)mm
TEAM3302 (Green)	330x100x60
TEAM3303 (Red)	

**Screwdrivers Holder**



ITEM NO.	SIZE(W)x(D)x(H)mm
TEAR3301 (Green)	330x40x70
TEAR3302 (Red)	

**GENERAL SERIES**

5-Drawer Mobile Tool Trolley

GENERAL SERIES GREEN

- Loading Capacity Per Drawer 45 kg
- Static Load Capacity 480 kg



ITEM NO.	SIZE(W)x(D)x(H)mm
TCAA0501	Overall: 687x459x722 Overall w/caster: 687x459x840 3 Drawer: 578x378x75 2 Drawer: 578x378x155

5-Drawer Mobile Tool Trolley

GENERAL SERIES RED

- Loading Capacity Per Drawer 45 kg
- Static Load Capacity 480 kg



ITEM NO.	SIZE(W)x(D)x(H)mm
TCAA0502	Overall: 687x459x722 Overall w/caster: 687x459x840 3 Drawer: 578x378x75 2 Drawer: 578x378x155

5-Drawer Mobile Tool Trolley

- Loading Capacity Per Drawer 45 kg
- Static Load Capacity 480 kg



- 4 Medium, 1 Large Drawers & 1 Panel Area

ITEM NO.	SIZE(W)x(D)x(H)mm
TCAF0501	Overall: 687x459x857 Overall w/caster: 687x459x995 4 Drawer: 578x378x75 1 Drawer: 578x378x155 Panel Area: 609x417x240

**TOOL CHEST & TROLLEY**

1-Drawer Service Cart

- Loading Capacity Per Drawer 35 kg
- Static Load Capacity 160 kg



ITEM NO.	SIZE(W)x(D)x(H)mm
TCAD0101	Overall: 690x470x815 1 Drawer: 578x378x75

**GENERAL SERIES**

8-Drawer Heavy Duty Tool Chest

- Loading Capacity Per Drawer 45 kg
- Static Load Capacity 800 kg



- Double Wall Construction
- Full Extension Drawer Load
- Heavy Duty Ball Bearing Slides
- Gas Struts Assisted Opening Lid

ITEM NO.	SIZE(W)x(D)x(H)mm
TBAA0801	Overall: 1052x471x523 4 Drawer: 569x398x75 4 Drawer: 308x398x75

13-Drawer Heavy Duty Mobile Work Station

- Loading Capacity Per Drawer 45 kg
- Static Load Capacity 800 kg



ITEM NO.	SIZE(W)x(D)x(H)mm
TCBA1301	Overall: 1067x480x852 Overall w/caster: 1067x480x1011 1 Drawer: 935x398x120 5 Drawer: 569x398x75 1 Drawer: 569x398x155 5 Drawer: 308x398x75 1 Drawer: 308x398x155

Small 5-Drawer Mobile Tool Trolley

- Loading Capacity Per Drawer 30 kg
- Static Load Capacity 180 kg



ITEM NO.	SIZE(W)x(D)x(H)mm
TCAB0501	Overall: 569x340x661 Overall w/caster: 569x340x769 3 Drawer: 479x294x75 2 Drawer: 479x294x155

8-Drawer Jumbo Roller Cabinet

- Loading Capacity Per Drawer 45 kg
- Static Load Capacity 680 kg



JUMBO	50% MORE SPACE
ITEM NO.	SIZE(W)x(D)x(H)mm
TCBA0801	Overall: 862x498x857 Overall w/caster: 862x498x995 7 Drawer: 751x438x75 1 Drawer: 751x438x155

**TOOL CHEST**

6-Drawer Mobile Tool Chest

- 3 small, 2 medium & 1 large drawers suitable for a variety of storage requirements



**ITEM NO.** TBA0601  
**SIZE(W)x(D)x(H)mm**  
 Overall: 660x307x378  
 3 Drawer: 169x272x50  
 2 Drawer: 569x272x50  
 1 Drawer: 569x272x75

9-Drawer Mobile Tool Chest

- 6 small, 2 medium & 1 large drawers, suitable for a variety of storage requirements
- Smooth ball bearing slide drawers with auto-return function
- Include one portable tool tray & drawer liners



**ITEM NO.** TBA0901  
**SIZE(W)x(D)x(H)mm**  
 Overall: 660x307x434  
 6 Drawer: 169x272x50  
 2 Drawer: 569x272x50  
 1 Drawer: 569x272x75

3-Drawer Tool Chest



**ITEM NO.** TBA0303  
**SIZE(W)x(D)x(H)mm**  
 508x232x302

3-Sections Portable Tool Chest




**ITEM NO.** TBAC0502  
**SIZE(W)x(D)x(H)mm**  
 470x220x350

3-Sections Portable Tool Chest



**ITEM NO.** TBAC0501  
**SIZE(W)x(D)x(H)mm**  
 470x220x350

Chisel & Punch Shelf




**ITEM NO.** TDAK6006  
**SIZE(W)x(D)x(H)mm**  
 600x240x60

Chisel & Punch Shelf



**ITEM NO.** TDAK2619  
**SIZE(W)x(D)x(H)mm**  
 260x185x50

Socket Storage



**ITEM NO.** TBAB0800  
**SIZE(W)x(D)x(H)mm**  
 585x110x430

Screwdriver Shelf



**ITEM NO.** TDAI6021  
**SIZE(W)x(D)x(H)mm**  
 602x240x210

Socket Shelf

- Ideal for organizing 1/2" DR. Socket from 8 - 32mm
- Include 22 pcs steel dividers



**ITEM NO.** TBAB0304  
**SIZE(W)x(D)x(H)mm**  
 420x335x320

Socket Shelf



**ITEM NO.** TBAB0300  
**SIZE(W)x(D)x(H)mm**  
 425x290x360



**PROFESSIONAL TOOL BOX SERIES**

Tool Box (SMALL)



ITEM NO.	SIZE(W)x(D)x(H)mm
TBAE0201	380x178x143

Tool Box (LARGE)

- Multi-function tool box
- Large capacity tool box with removable tote tray
- Various compartments accommodate a wide variety of tools and small parts
- Suitable for the storage of large tools and accessories
- Ideal for organizing small parts
- Light weight & durable design



ITEM NO.	SIZE(W)x(D)x(H)mm
TBAE0401	556x278x270

Tool Box (MEDIUM)



ITEM NO.	SIZE(W)x(D)x(H)mm
TBAE0301	445x240x202

TOPTUL Tool Bag W / Steel Tube Handle

- Rigid, Waterproof Tool Compartment
- Elastic Tool Retaining Strap
- Large Number of Side Pockets
- Removable Padded Shoulder Strap
- Material: Fabric Polyester
- Loading Capacity: Max. 30 kg
- Net Weight: 2.7 kg



ITEM NO.	SIZE(L)x(W)x(H)mm
PBW-041A	410x280x300



• TOPTUL Display Tags are available for Wrenches, Sockets, Bit Sockets, Accessories, Ratchet Handles & Screwdrivers



**TOPTUL Heavy Duty Display Stand**

- Brand-New Developed TOPTUL Display Stand
- TOPTUL Display Tags are available for Wrenches, Sockets & Ratchet Handles

**TOPTUL Heavy Duty Display Stand**



Cabinet - TDAJ9250

- Per display standard includes 20 pcs single hook - 4" (L) & 20 pcs single hook - 6" (L)

ITEM NO.	DESCRIPTION
TDAD2490	Panels - (W)900x(D)450x(H)2400 mm
TDAE2400	Pillars - (H)2400 mm
TDAJ9250	Cabinet - (W)920x(D)450x(H)500 mm
TDBG2592	Signboard (Acrylic fabric Material) (W) 920 mm (includes 2 fixing hooks)



Cabinet - TDAJ9250

- Per display standard includes 20 pcs single hook - 4" (L) & 20 pcs single hook - 6" (L)

ITEM NO.	DESCRIPTION
TDAD2490	Panels - (W)900x(D)450x(H)2400 mm
TDAE2400	Pillars - (H)2400 mm
TDAJ9250	Cabinet - (W)920x(D)450x(H)500 mm
TDAF9225	Lamp Signboard - (W)920 mm Power: 110-230V

**Heavy Duty Wall Cabinet**



- 20 pcs
- 5 pcs
- 3 pcs
- 4 pcs
- 5 pcs



- Hooks for hanging various tools such as screwdrivers, spanners, pliers, ratchet handles and etc.

- Per cabinet includes 2 pcs wall hanging holder and 2 pcs floor stand holder

ITEM NO.	SIZE(W)x(D)x(H)mm
TABF6113	605x125x775

**TOPTUL Display Stand**




A. TDAF2592

- Per display standard includes 20 pcs single hook - 4" (L) & 20 pcs single hook - 6" (L)

ITEM NO.	DESCRIPTION
TDAD2192	Panels - (W)920x(D)450x(H)2100 mm
TDAE2100	Pillars - (H)2100 mm
A. TDAF2592	Lamp Signboard - (W)900 mm Power: 110-230V - Optional
B. TDAG2592	Signboard (W)900 mm - Optional

**Wall Mount Cabinet**



- Per cabinet includes 20 pcs single hook - 2" (L)

ITEM NO.	SIZE(W)x(D)x(H)mm
TAAF6118	611x180x981

**TOPTUL Merchandise Display Board**



ITEM NO.	SIZE(W)x(H)mm
TDAH7010	700x1000 mm
TEAA0105	50 pcs Display Stand Single Hook - 2" (L)



**Auto Tools Series**  
Undercar / Engine / Body / General Tools  
**Automotive**

specialty tools for auto mechanical repairs & maintenance.

338

www.toptul.com

**AUTO TOOLS SERIES**



AUTO TOOLS

337 **Tool Storage & Display**  
**HEAVY DUTY WORKBENCH**  
for most workshop applications



• Per wall cabinet includes  
20 pcs single hook - 2"(L)

**Mechanical Tool**

ITEM NO.	DESCRIPTION
1- TAAA1607	Heavy Duty Workbench - (W)1560x(D)710x(H)827 mm
2- TAAD1602	Heavy Duty Wall Cabinet - (W)1560x(D)200x(H)603 mm (Per cabinet includes 20 pcs single hook - 2")
4- TBAA0304	3-Drawer Mobile Tool Chest - (W)687x(D)459x(H)360 mm
5- TCAB0501	Small 5-Drawer Tool Trolley - (W)569x(D)340x(H)769 mm

**Heavy Duty Workbench & Wall Cabinet Series**

- Sturdy Construction for Heavy Duty Applications
- 12mm Heavy Duty Rigid Working Table
- Cabinet Wall Panel Uses a Hole System for use with Hanging Hooks
- Electro-Powder Coating to Resist Scratches & Solvent Markings



• Per wall cabinet includes  
20 pcs single hook - 2"(L)

**Mechanical Tool**

ITEM NO.	DESCRIPTION
1- TAAA1607	Heavy Duty Workbench - (W)1560x(D)710x(H)827 mm
3- TAAH1606	Heavy Duty Wall Panel - (W)1560x(H)600 mm (Per panel includes 20 pcs single hook - 2")
4- TBAA0304	3-Drawer Mobile Tool Chest - (W)687x(D)459x(H)360 mm
5- TCAB0501	Small 5-Drawer Tool Trolley - (W)569x(D)340x(H)769 mm