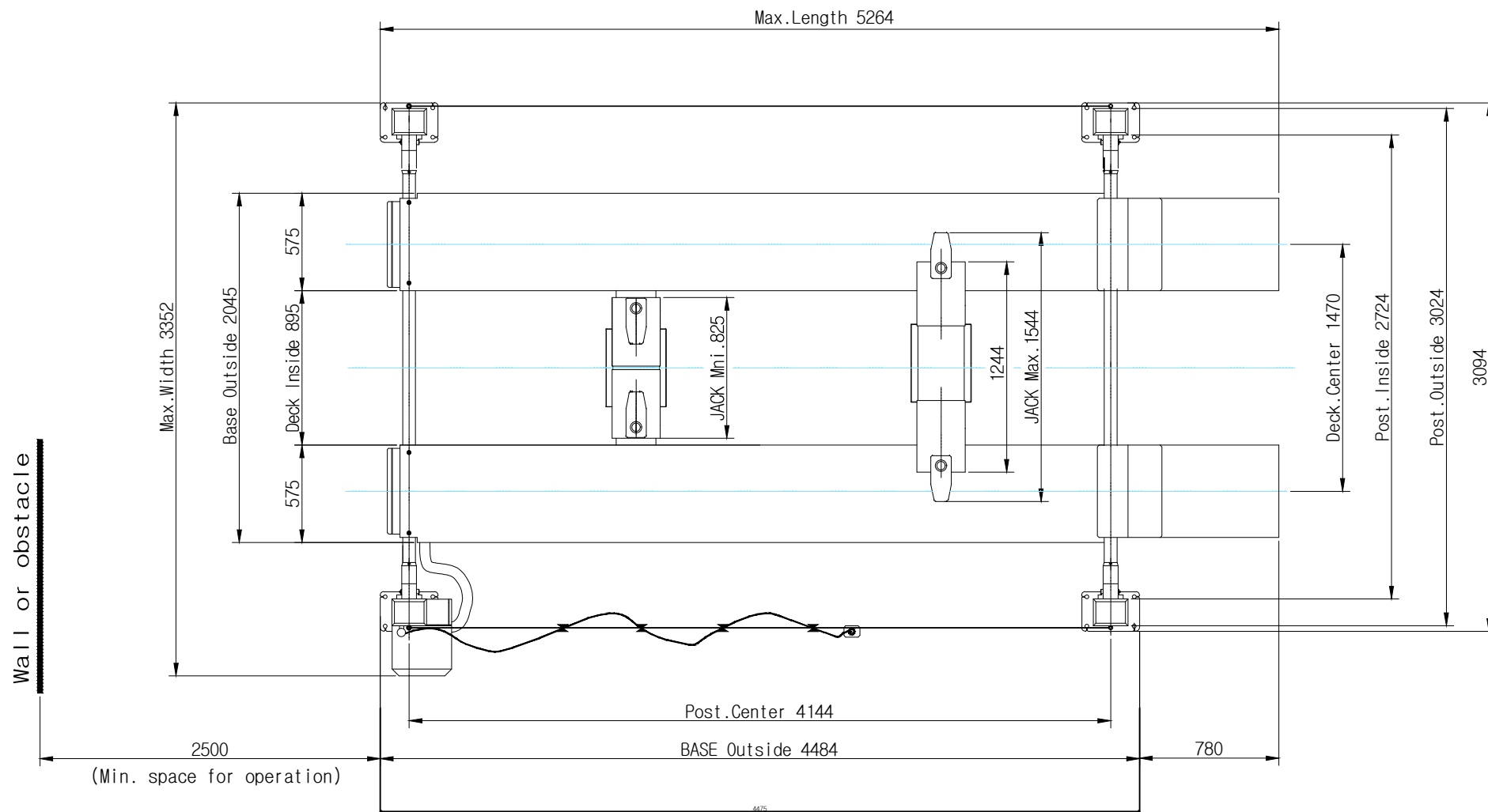
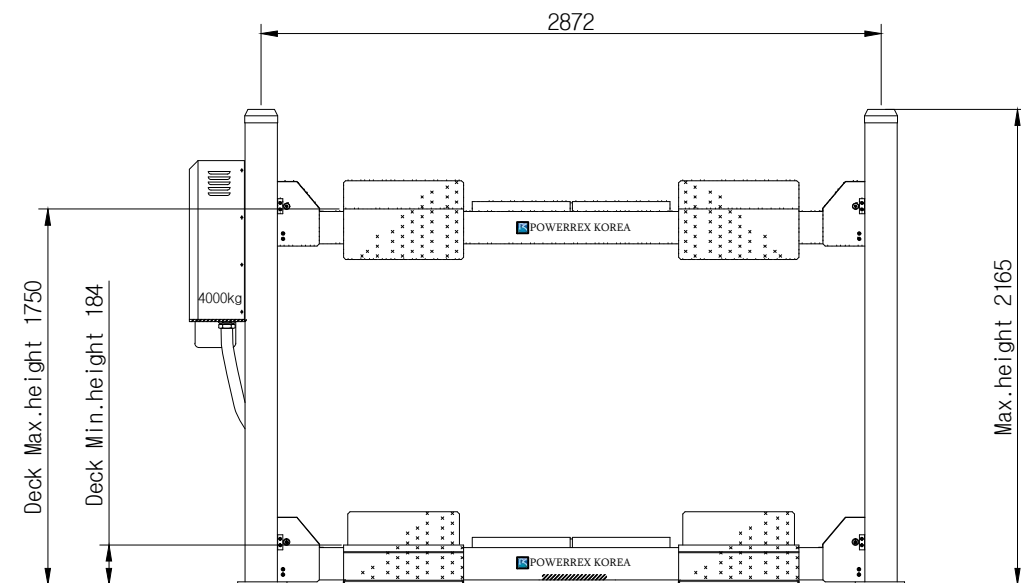
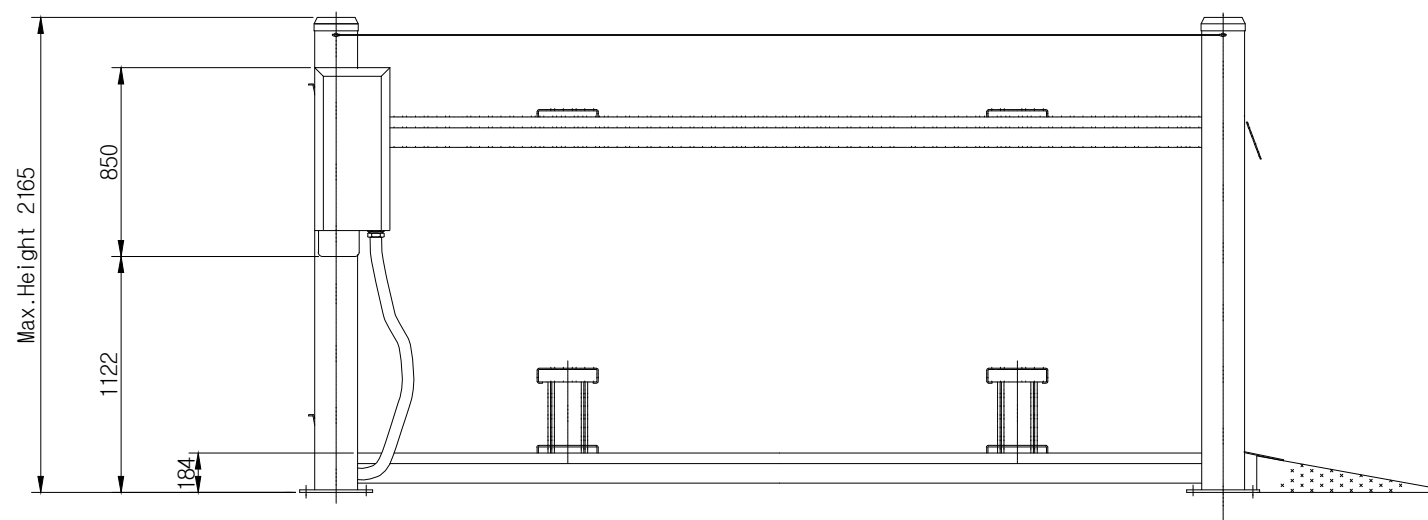


NO	DATE	REVISION & DESCRIPTION	SIGNATURE	
			REVIEWED	CHECKED



MODEL NO.	SL-3500W (JACK TYPE)	
MAX(CAPACITY)	MAIN	4,000 Kg
	JACK	2,000 Kg
MAX.HEIGHT	MAIN	1,750 mm
	JACK	515 mm
LOWEST HEIGHT	MAIN	184 mm
	JACK	215 mm
SIZE (mm)	3,352W x 2,165H x 5,264L	
LIFTING TIME	MAIN	46±5 sec.
	JACK	5 ~ 15 sec.
LOWERING TIME	MAIN	36±5 sec.
	JACK	38 ~ 50 sec.
POWER & MOTOR	Single	2.5HPx4Px220Vx60Hz
	3phase	2HPx4Px220V/380Vx60Hz
OPERATION METHOD	Control panel & Wired remote control	



**NOTE**

1. The ground of installation must be horizontal
2. The ground thickness of concrete must be at least 150mm
3. Empty space between ground and lift should be filled with concrete after installation

NO.	DESCRIPTION	WEIGHT OR SIZE	MATERIAL	Q'TY	REMARK
ANOTHER	APPROVED BY.		TITLE. SL-3500W 4-POST JACK TYPE LIFT  POWERREX KOREA		
	CHECKED BY.				
	DESIGNED BY.				
	DATE.				
	SCALE.				
	DWG NO.				